



Fun with Captain Starlight

Games and activities to play at home

Absurdism is a really cool style of art! You might have seen cool paintings with melting clocks like the one in this newsletter... Let's get exploring the world of Absurdist art!

Melting Clocks!

Let's Melt some clocks.

You Will Need:

- Paper
- Pencils
- Scissors
- Somewhere to hang your art

1. First, we're going to have to draw lots of melty clocks (or other objects that don't normally melt). Think about the objects you have chosen and try to imagine what they would look like if they had melted (like ice cream on a hot day!). Don't worry about making your drawings look realistic, the more squiggly the better!
2. Colour your drawings in with lots of rainbow colours.
3. Now, cut out your drawings.
4. Finally, fold your pictures over flat surfaces so they look like they have really melted like in the picture below!



Salvador Dalí- The Persistence of Memory



Share your fun with Captain Starlight (with a little help from grown-ups) by using **#funwithCaptainStarlight** or emailing pictures to **Captain.Starlight@starlight.org.au**



Starlight
Children's Foundation



Fun with Captain Starlight

Games and activities to play at home

Blow Art Monsters



You Will Need:

- Watercolour Paint
- Paper
- Pencil
- A straw

1. Drop some of your watercolour paint onto your piece of paper. The more water in the paint the better!
2. Now use your straw to blow air on the paint spots and watch the paint run and splatter.
3. Draw lots of different paint spots and blow the paint in lots of different directions.
4. Once the paint is dry you can turn these blobs into monsters by drawing faces and arms on them. How funny can you make your monsters?

Watch the video here !



<https://www.youtube.com/watch?v=gkOHKvrBmtc>



Share your fun with Captain Starlight (with a little help from grown-ups) by using **#funwithCaptainStarlight** or emailing pictures to **Captain.Starlight@starlight.org.au**



Starlight
Children's Foundation



Fun with Captain Starlight

Games and activities to play at home

Have you heard of sculptures? They are 3D artworks... how cool is that? There is a very famous artist who made cool sculptures called Alberto Giacometti who made his sculptures out of bronze. Let's give it a try and make some sculptures out of tin foil!





Tin Foil Sculptures

You Will Need:

- Tin Foil
- Scissors
- A marker

1. Lay out your tin foil and mark all the body parts like this picture.
2. Cut along each of the lines you just drew.
3. Carefully fold up each section to make your figure's limbs.
4. Pose your amazing figure!



Share your fun with Captain Starlight (with a little help from grown-ups) by using **#funwithCaptainStarlight** or emailing pictures to **Captain.Starlight@starlight.org.au**




Starlight
Children's Foundation



Fun with Captain Starlight

Games and activities to play at home



Pablo Picasso- L'ascete

Blue Portraits

Did you know Picasso had a blue period? It was a time where all of his paintings were blue... how cool is that? Let's make our own version!


You Will Need:

- Paper
- A mirror
- Blue pencils, crayons or paints (the more shades of blue the better!)

1. First, take a look in the mirror.
2. Now, using a blue pencil, draw a picture of yourself looking your finest!
3. Colour yourself in with blue pencils or paints. Do you have a few different shades of blue you can use?
4. Look at how much blue suits you!

Scribble Masterpieces

Collect some paper, some pens and a team mate or two. Draw a quick scribble and pass it to the person on your left. That person has to look at the scribble and turn it into a masterpiece! Make sure everyone gets a scribble and a pen!





Fun with Captain Starlight

Games and activities to play at home

Hello Earthlings,

We want to feature more amazing artists in our Hall of Fame. This is where we showcase all of your amazing arts, crafts, activities, jokes and more (check it out on the next page!).

If you want to appear in the Hall of Fame, make sure to get in touch!

Over and out.
Captain Starlight



Show us your creations!

Share your fun with Captain Starlight (with a little help from grown-ups) and show us your creations!

Email us at: captain.starlight@starlight.org.au
Or tag us at:



facebook.com/StarlightAustralia



twitter.com/Starlight_star



instagram.com/starlightau

#FunWithCaptainStarlight






Fun with Captain Starlight

Games and activities to play at home

Captain Starlight's HALL OF FAME



This week's feature artist is...
Eli AKA Captain Minecraft